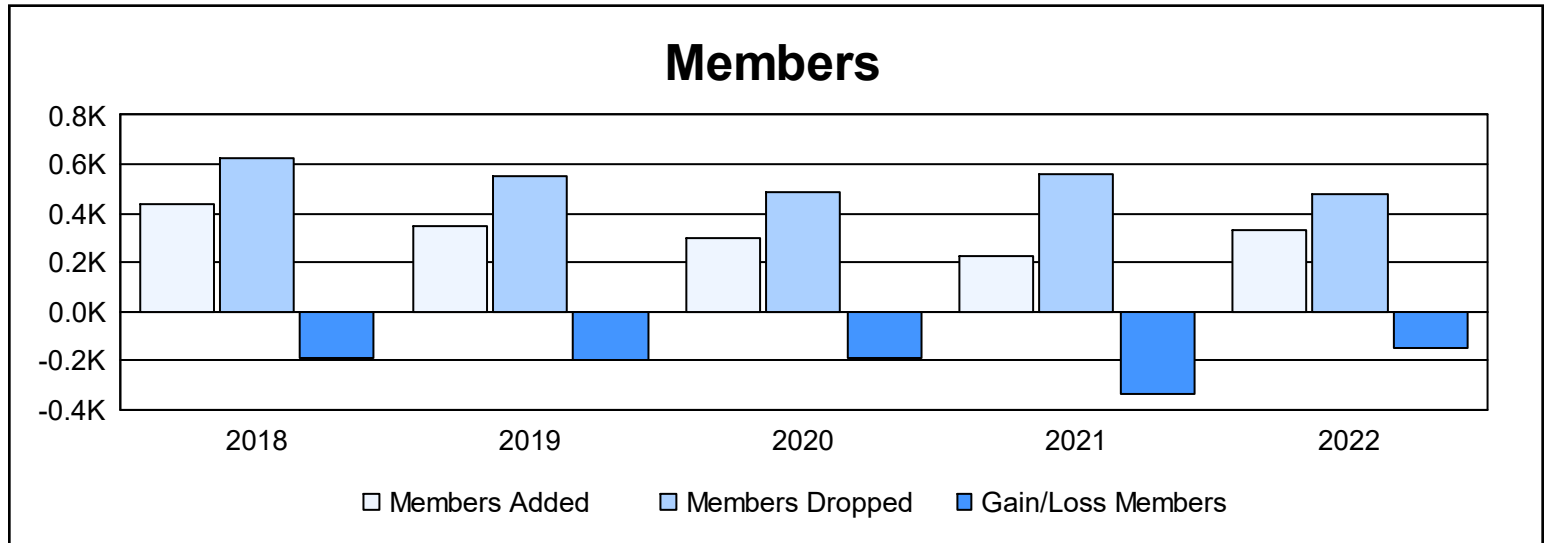
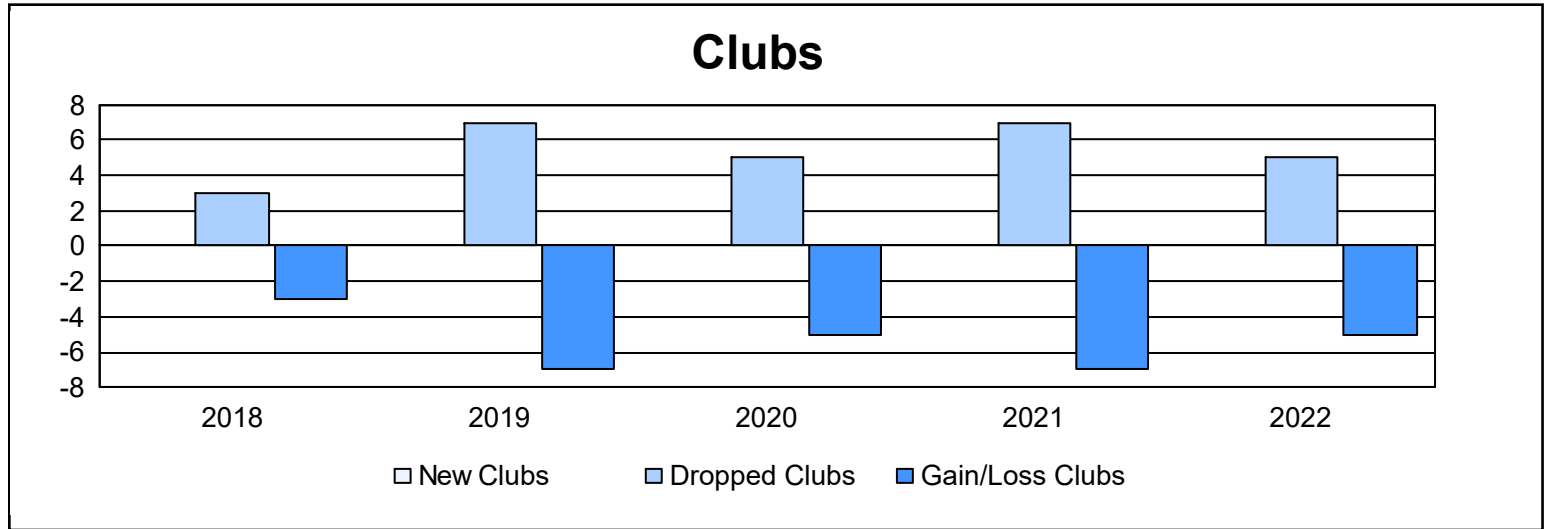


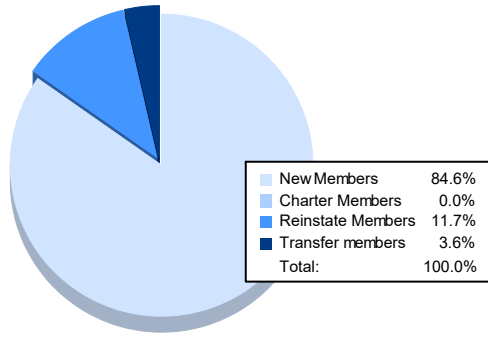
Multiple District 3

As of June 2022 Cumulative

| Year | New Clubs | Dropped Clubs | Gain/ Loss Clubs | New Members | Charter Members | Reinstate Members | Transfer Members | Total Member Added | Total Members Dropped | Gain/ Loss Members |
|----------------|-----------|---------------|------------------|-------------|-----------------|-------------------|------------------|--------------------|-----------------------|--------------------|
| 2017-2018 | 0 | 3 | -3 | 378 | 10 | 24 | 25 | 437 | 624 | -187 |
| 2018-2019 | 0 | 7 | -7 | 316 | 0 | 15 | 20 | 351 | 550 | -199 |
| 2019-2020 | 0 | 5 | -5 | 220 | 2 | 43 | 32 | 297 | 484 | -187 |
| 2020-2021 | 0 | 7 | -7 | 191 | 4 | 10 | 19 | 224 | 557 | -333 |
| 2021-2022 | 0 | 5 | -5 | 281 | 0 | 39 | 12 | 332 | 481 | -149 |
| Average | 0 | 5 | -5 | 277 | 3 | 26 | 22 | 328 | 539 | -211 |



Membership Composition June 2022 Cumulative



Gender Composition June 2022 Cumulative

